




VACCINE AND INFECTIOUS DISEASE ORGANIZATION

# RESEARCH AND DEVELOPMENT SERVICES



# SOLUTIONS THROUGH RESEARCH

The Vaccine and Infectious Disease Organization (VIDO) has protected the world from infectious diseases for close to five decades. Our research and development experience has supported multiple human and animal technologies reaching the marketplace.

As a leader in infectious disease research and vaccine development, we help advance the Technology Readiness Level (TRL) of your innovations towards commercialization. Clients benefit from our vertically integrated research and development expertise and our world-class containment infrastructure.

Animal housing capacity for a wide range of species



## Pre-Clinical Research Services

- *In vitro* assays (viral titer, bacterial CFU, immunogenicity, microneutralization, HAI, cytokines, ELISA, FACS) to screen antibiotics, antivirals, and therapeutics in a range of human and animal cells.
- *In vivo* immunogenicity and efficacy testing of human and veterinary antibiotics, antivirals, vaccines, and therapeutics in a range of well-established animal models.
- Extensive expertise in BSL2 - BSL4 human and animal pathogens and animal models of disease.

## Extensive Containment Capacity

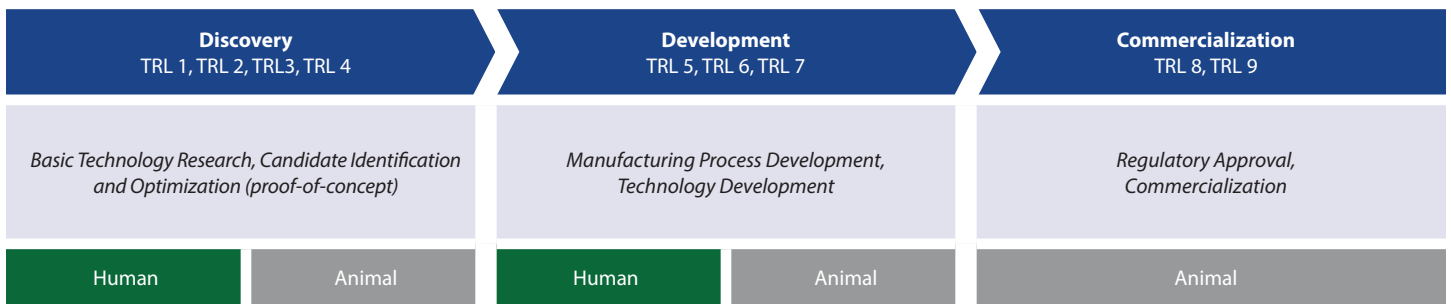
- One of the largest and most advanced high-containment facilities in the world with significant large animal capacity.
- Establishing BSL4 laboratory and animal housing capacity with an estimated operational date of 2025.

## Quality and Care

- ISO 9001:2015 certified management system.
- Commitment to the highest level of animal welfare including compliance with Canadian and international guidelines for the ethical care and use of animals.
- Dedicated veterinary and animal care team.
- Designated Project Management team holding PhD, PMP, and/or ACRP designations.

## Advancing Your Technology

VIDO has the capacity and expertise to support human and animal vaccine development through the Technology Readiness Levels (TRL) from discovery to commercialization.





## EXAMPLE DISEASE MODELS



BSL4	In Development										
BSL4	African swine fever virus						●				
	Chronic wasting disease*			●							
	Influenza							●		●	●
	Japanese encephalitis virus						●				
BSL3	Middle East respiratory syndrome					●			●		
	Mpox virus	●					●	●			●
	<i>Mycobacterium tuberculosis</i> complex	●	●				●				●
	<i>Mycoplasma mycoides mycoides</i>	●									
BSL2	SARS-CoV-2					●				●	●
	<i>Actinobacillus pleuropneumoniae</i>						●				
	<i>Borrelia burgdorferi</i>										●
	Bovine viruses (BHV-1, BLV, BVDV)	●						●			
	<i>Escherichia coli</i> (STEC, APEC, F41)	●					●		●		●
	Influenza			●			●			●	●
	<i>Lawsonia intracellularis</i>						●				
	<i>Mannheimia haemolytica</i>	●						●			
	<i>Mycobacterium paratuberculosis</i>	●									
	<i>Mycoplasma spp.</i>	●									
	Respiratory syncytial virus	●						●			●
	<i>Salmonella spp.</i>	●							●		●
	Scrapie								●		
	<i>Staphylococcus aureus</i>	●							●		●
	<i>Streptococcus spp.</i>	●						●			
	Swine viruses (PEDV, PCV, PRRSV)							●			
	Zika virus							●			●

\* Risk group 2+ working in Level 3 Containment, \*\* Cotton rat and/or golden hamster and/or rat and/or mouse

Models currently in development ●

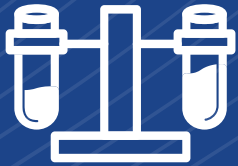
For more information contact:

**Paul Hodgson**  
Director of Operations

(306)-966-7465  
paul.hodgson@usask.ca



[www.vido.org](http://www.vido.org)



Process development  
and GMP **manufacturing**  
up to BSL3

Certified to  
**ISO  
9001**



> **\$400M**  
in containment  
**infrastructure**



Specialized housing for  
**all animal species**

**Extensive expertise. World-class facilities.  
From discovery to commercialization.**



**50+** PhDs and veterinarians



Eight commercialized  
vaccines; **six world firsts**



Located in  
**Saskatchewan, Canada**

Established in  
**1975**